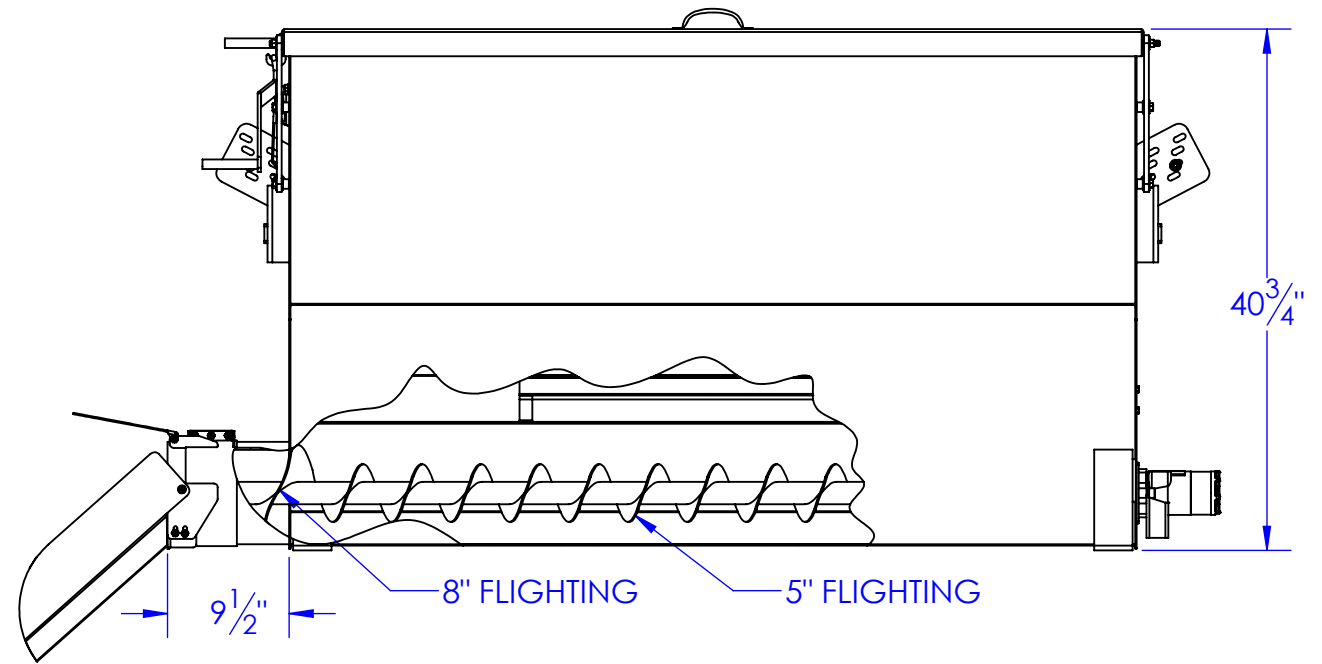
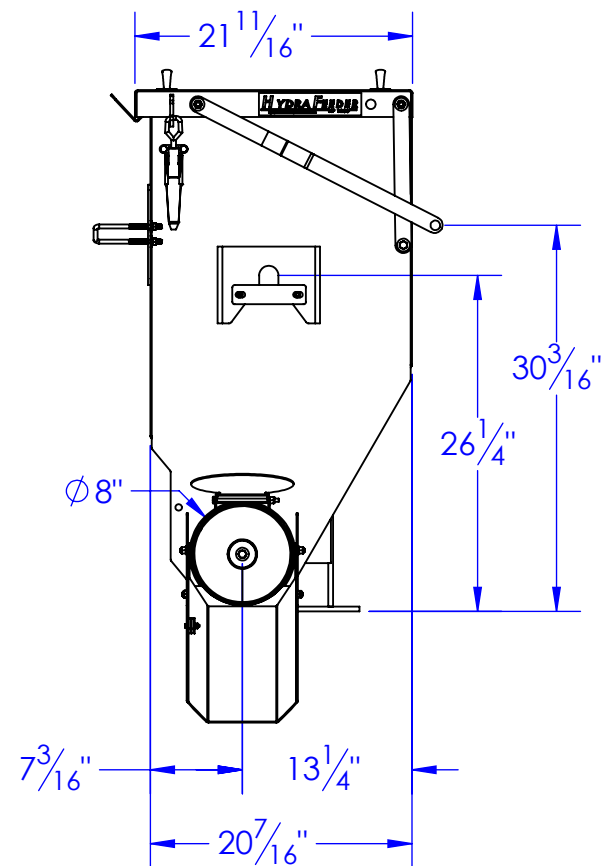
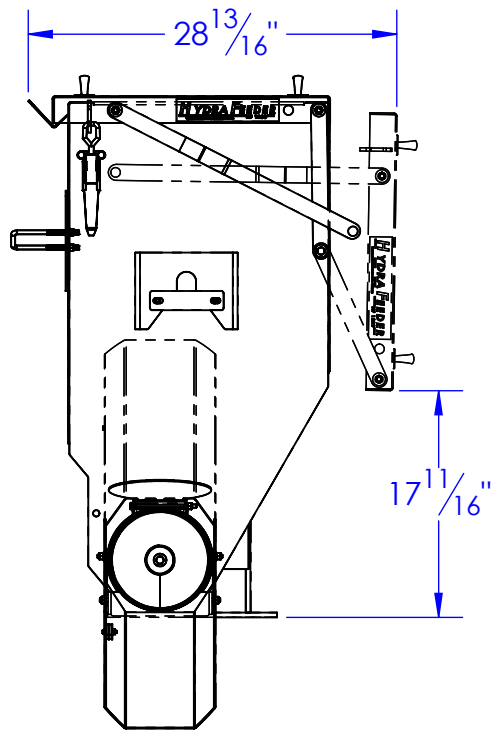
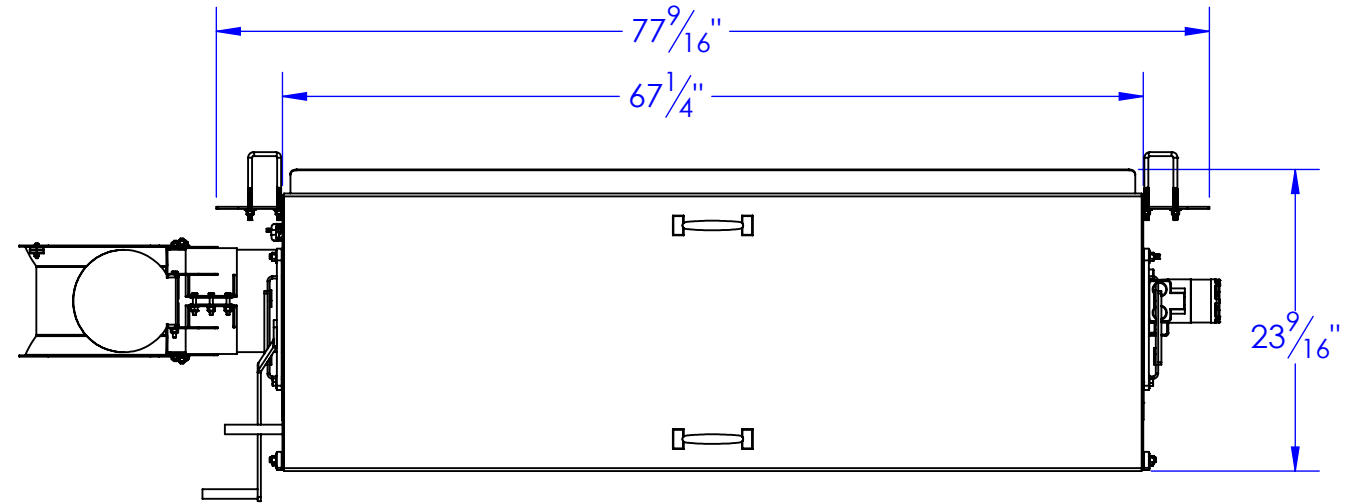


DRIVE MOTOR, HYDRA FEEDER



**PROPRIETARY AND CONFIDENTIAL**  
THE INFORMATION CONTAINED IN THIS  
DRAWING IS THE SOLE PROPERTY OF  
<INSERT COMPANY NAME HERE>. ANY  
REPRODUCTION IN PART OR AS A WHOLE  
WITHOUT THE WRITTEN PERMISSION OF  
<INSERT COMPANY NAME HERE> IS  
PROHIBITED.

UNLESS OTHERWISE SPECIFIED:  
DIMENSIONS ARE IN INCHES  
TOLERANCES:  
FRACTIONAL  $\pm 1/16$   
ANGULAR: MACH  $\pm 1$  BEND  $\pm$   
TWO PLACE DECIMAL  $\pm 010$   
THREE PLACE DECIMAL  $\pm 005$   
MATERIAL  
DO NOT SCALE DRAWING

		NAME	DATE	P.O. BOX 248, SABETHA KS. 66534 (785) 284-3674 FAX (785) 284-3931		
0:	DRAWN		HEATH	9/30/2013	<div>TRIPLE C</div> <div>INC.</div>	
	PART #					
	ASM #					
±	COMMENTS:					
	HF1200 GENERAL DIMENSIONS				<div>SIZE DWG. NO. REV</div> <div>B 30-0200 B B</div>	
			SCALE: 1:15		WEIGHT: 410.98	SHEET 1 OF 1